



Center *for* Public Policy Priorities

# The American Recovery and Reinvestment Act: Opportunities for Texas and Travis County

April 20, 2009

Eva DeLuna Castro, [deluna.castro@cppp.org](mailto:deluna.castro@cppp.org)

---

# American Recovery & Reinvestment Act

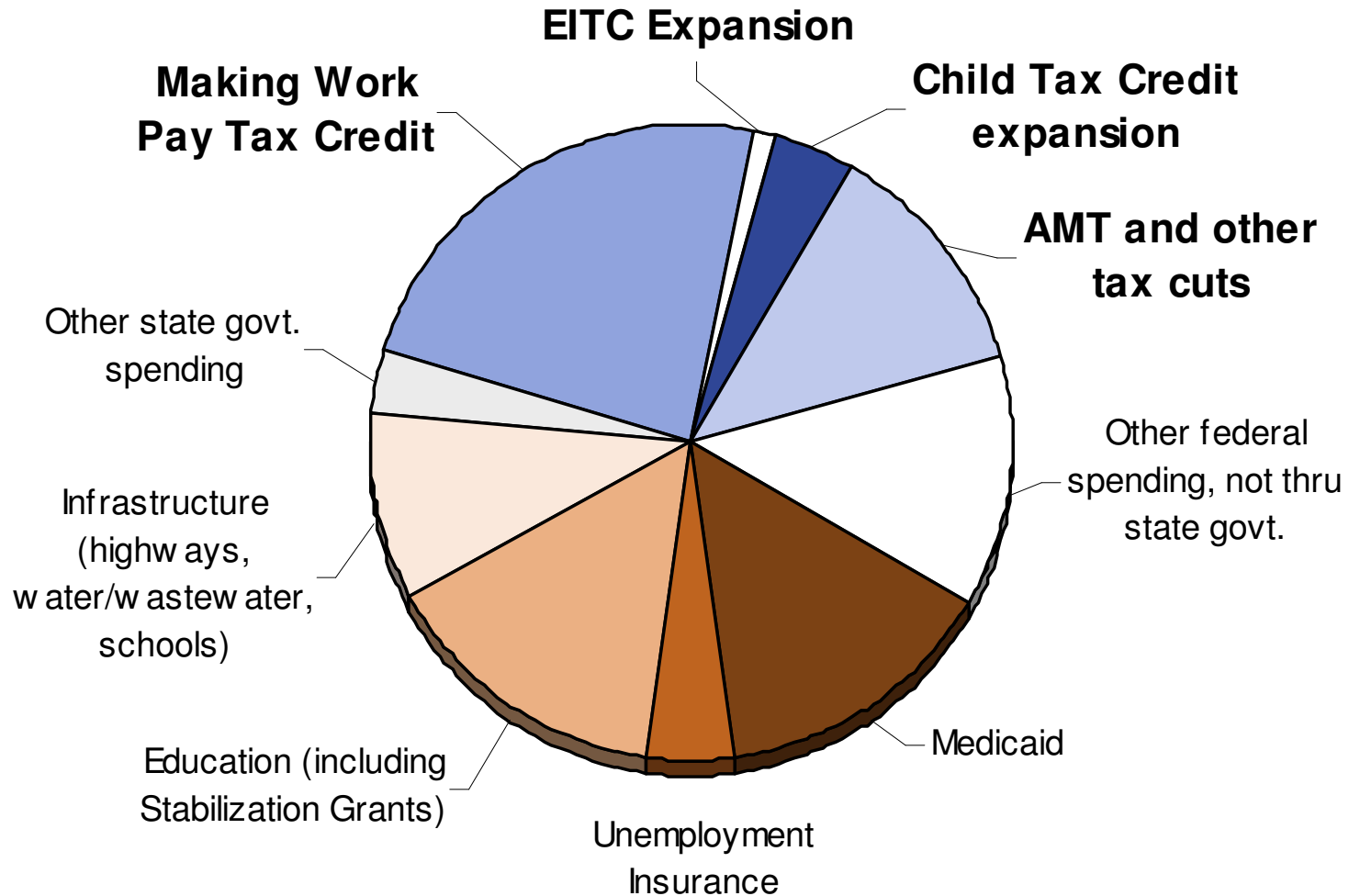
- \$787 billion over ten years: Public Law 111-5, signed February 17, 2009 — also called “Stimulus” or “Recovery” package



- Purpose: to invest in health & human services, education, infrastructure, energy, and information technology, create jobs, and spur an economic recovery
  - How ARRA encourages job creation/recovery:  
**individuals** have more to spend because of direct payments or tax code changes; federal, state, and local **governments** can maintain/expand public services
-

# Texas Impact of ARRA

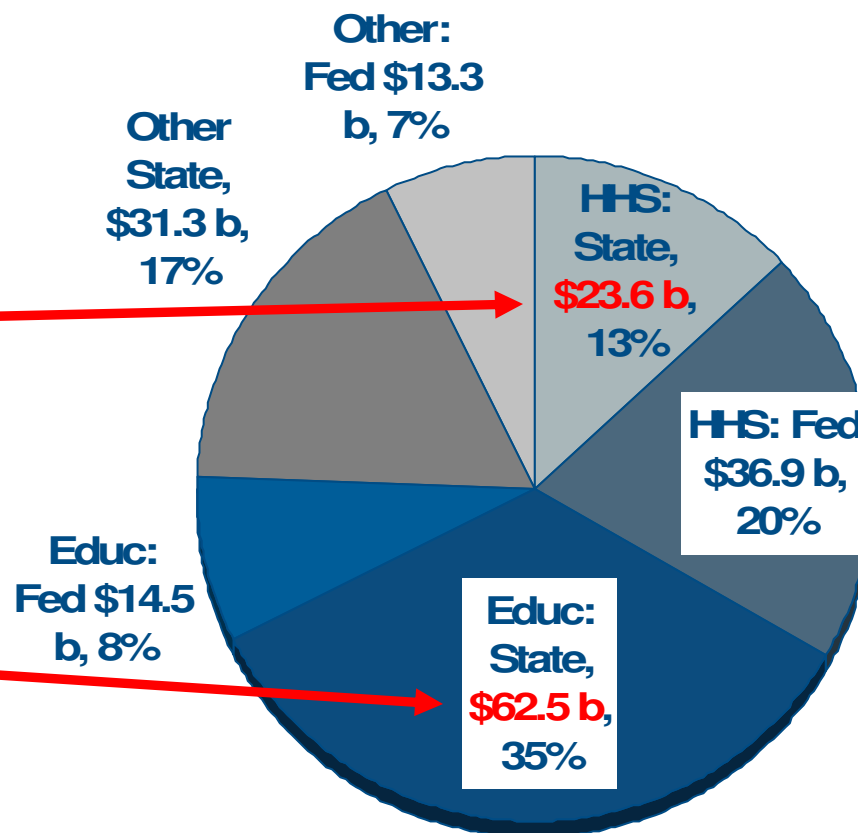
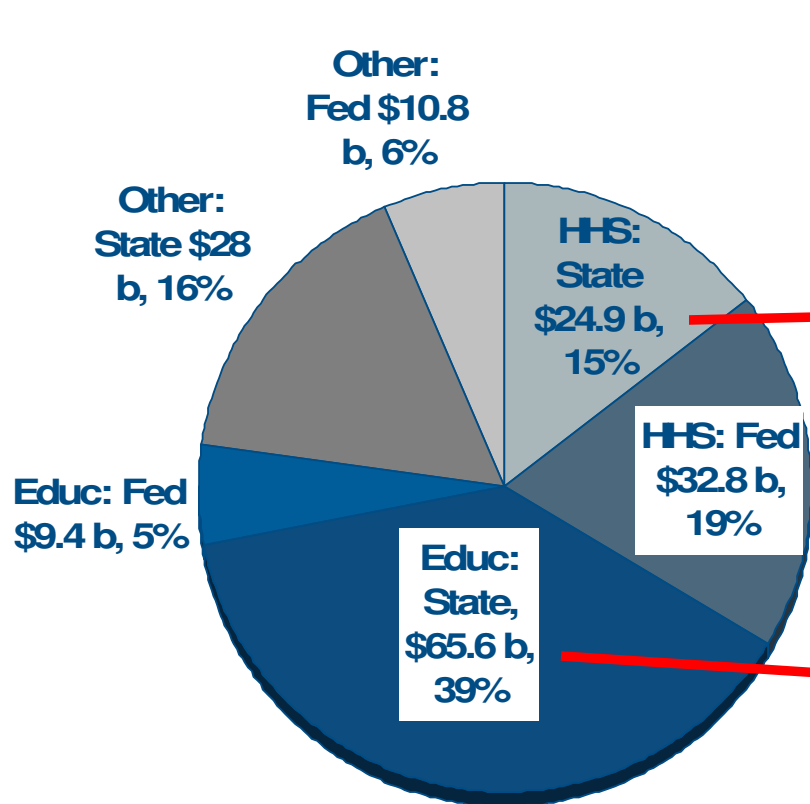
Total estimated for Texas: \$38 billion



# ARRA Impact on 2010-11 Budget

Introduced: \$171.5 billion All Funds

Senate version: \$182.2 billion AF



*About \$177 billion would be recurring;  
4% increase from 2008-09*

---

## Selected Education Provisions from Recovery Legislation:

- \$215 million for **Child Care and Development Block Grant**. \$188 million in non-targeted funds (enough to serve about 20,480 children a year); \$10 million to improve quality of toddler/infant care; \$18 million for other quality improvements (or regulation/licensing of providers). Translates to about \$6 million for Capital Area workforce region (assuming '09 shares/state set-asides).
  - \$60 million for **Head Start**; similar amount through competitive grants for **Early Head Start**
-

---

## Selected Education Provisions from Recovery Legislation:

- \$1.2 billion for **Title 1** Grants. *\$945 million in grants to local school districts; \$285 million for school improvement.*
  - \$1 billion for Individuals with Disabilities Education Act (**IDEA**). *Part B-State grants, \$946 million, Preschool grants, \$24 million, and Part C-Infants and Toddlers, \$39 million*
  - \$3.5 million for **Education of Homeless Children and Youth.**
-

## By Travis County ISD (millions of \$)

	Title I, A & D (Apr 7 est.)	IDEA Part B Preschool (Apr 9)	IDEA Part B Formula (Apr 9)	<i>Share of \$3.25 b Fiscal Stabilization for Education</i>
<b>Austin ISD</b>	<b>\$21.0</b>	<b>\$.436</b>	<b>\$16.9</b>	<b>\$78.3</b>
<b>Del Valle ISD</b>	<b>1.6</b>	<b>.052</b>	<b>2.0</b>	<b>6.0</b>
<b>Eanes ISD</b>	<b>-</b>	<b>.032</b>	<b>1.3</b>	<b>-</b>
<b>Lago Vista ISD</b>	<b>.06</b>	<b>.006</b>	<b>.2</b>	<b>.22</b>
<b>Lake Travis ISD</b>	<b>.17</b>	<b>.028</b>	<b>1.1</b>	<b>.66</b>
<b>Manor ISD</b>	<b>.33</b>	<b>.034</b>	<b>1.3</b>	<b>1.2</b>
<b>Pflugerville ISD</b>	<b>1.4</b>	<b>.108</b>	<b>4.2</b>	<b>5.4</b>

---

## Selected Income Provisions from Recovery Legislation:

- \$170 million for **Workforce Investment Act** (WIA) Training & Employment Services.
  - In fiscal 2010: additional \$82 million for youth programs, \$53.8 million for dislocated workers, \$34 million for adults (of which \$10 million would go to state's Skills Development Fund, not local workforce boards).
  - Capital Area workforce region: \$1.8 million more for Dislocated Workers, \$600,000 for Adults, \$2.0 m for Youth (*assuming 09 shares/state set-asides*).
-



---

## Selected Income Provisions from Recovery Legislation:

- \$503 million more for Texans from **Earned Income Tax Credit**.  
(Increase EITC for working families with three or more children)
  - \$1.5 billion for Texas families from increased eligibility for the refundable portion of **Child Tax Credit**.
-

---

## Selected Income Provisions from Recovery Legislation:

- Up to \$296 million in supplemental funding for TANF.
  - \$52.7 million because supplemental grant is continued through 2010; another \$243 million over two years contingent on increased cash assistance caseloads or benefits.
  - Feb. 2009: 1,625 TANF recipients in Travis County, of whom 1,376 (85%) were children. Avg. monthly benefit per **recipient**: \$69.
-

---

## Selected Income Provisions from Recovery Legislation:

- \$1.8 billion through 2013 for Supplemental Nutritional Assistance Program (SNAP) benefits.
  - Starting April 2009, a 13.6% increase in the maximum benefit. Also, \$27.6 million for state administration.
  - April 2009: About 97,250 SNAP recipients in Travis County, including 56,000 children and 3,300 elderly (65+). Avg. monthly benefit per **household**: \$314.
-

---

# Selected Health Provisions from Recovery Legislation:

- As much as \$5.45 billion for Texas because of a higher federal match for **Medicaid**. All states get 6.2% increase from Oct. 2008 to Dec. 2010, with larger increase for states with higher unemployment rates.

## NATIONALLY:

- \$2.5 billion for **Community Health Centers (CHCs)**
  - \$1 billion for **preventive care**
  - \$500 million for **Women, Infants, and Children (WIC)**
  - \$1.3 billion for **Transitional Medical Assistance** for families leaving TANF.
  - \$24.7 billion for **COBRA** Premium Assistance
-

---

## Selected Other Provisions from Recovery Legislation:

- \$48.2 million for the **Community Services Block Grant** (CSBG). Two-year increase in grants to local Community Action agencies to administer such programs as Head Start, LIHEAP, housing, emergency food, etc.
  - \$200 million for **AmeriCorps** programs nationwide
  - \$50 million nationwide for **capacity-building grants to nonprofits**. To expand delivery of social services to people and communities affected by the recession.
-

---

# Larger Economic Impact on Travis County

**Medicaid:** as much as \$422 million (if none of federal funds used for supplantation, only to pay for additional health care services)

**Food Stamps:** \$52 million (benefit increase) to \$93 million (benefit increase plus caseload growth) through 2011

**Unemployment Insurance:** \$25 million three-year impact from modernization reforms

---

# More Information

Recovery.gov

MONDAY, APRIL 13, 2009

RECOVERY.GOV

Sign up for updates: Enter Email ZIP SIGN UP

HOME | ABOUT | INVESTMENTS | **OPPORTUNITIES** | IMPACT | NEWS | FAQ | CONTACT US | SEARCH

Recovery Act Opportunities

## MAKING WORK PAY

To help middle-class families get back on their feet and restore some fairness to the tax code, President Obama in February signed one of his signature issues into law – the Making Work Pay tax credit. As a result, families across the country are seeing more money in their paychecks.

[LEARN MORE ▶](#)

### Relief For America's Working Families

Families Affected: 112 Million | Total Benefit: \$55.5 Billion  
Individual Tax Credit: \$400 | Married Joint Filer Tax Credit: \$800

Category	Amount
Total Stimulus Plan	\$787 Billion
Tax Benefits	\$288 Billion
Total Tax Benefits	\$288 Billion
Making Work Pay Tax Credit	\$55.5 Billion

# Grant Information



The screenshot shows the Grants.gov website in a Windows Internet Explorer browser window. The address bar displays <http://www.grants.gov/>. The page features the Grants.gov logo at the top left, navigation links (Search, Contact Us, Site Map, Help, RSS) at the top right, and a central banner with a collage of images and the slogan "Find. Apply. Succeed." Below the banner, there is a paragraph of introductory text and a section titled "What's New This Week at Grants.gov" listing recent updates. On the left side, a vertical sidebar contains several menu items, with "Find Grant Opportunities" highlighted in red and indicated by a red arrow. On the right side, there are sections for "Sign-up for our 'Succeed' Quarterly Newsletter", "Quick Links", "Latest News! Grants.gov Blog", and lists of links for "FOR APPLICANTS" and "FOR GRANTORS".

**FOR APPLICANTS**

- Find Grant Opportunities
- Get Registered
- Apply for Grants
- Track Your Application
- Applicant Resources
- Search FAQs, User Guides and Site Information

**APPLICANT SYSTEM-TO-SYSTEM**

**FOR GRANTORS**

**ABOUT GRANTS.GOV**

**HELP**

**CONTACT US**

**SITE MAP**

**GRANTS.GOV<sup>SM</sup>** Search Contact Us Site Map Help RSS

collage of images

*Find. Apply. Succeed.*

Grants.gov is your source to FIND and APPLY for federal government grants. The U.S. Department of Health and Human Services is proud to be the managing partner for Grants.gov, an initiative that is having an unparalleled impact on the grant community. [Learn more](#) about Grants.gov and determine if you are eligible for grant opportunities offered on this site.

Grants.gov does not provide personal financial assistance. To learn where you may find personal help, check [Government Benefits](#), [Student Loans](#) and [Small Business Start-up Loans](#).

**What's New This Week at Grants.gov**

New Opportunities This Week

April 15, 2009: Grants.gov Stakeholder Webcast

Recovery Act Opportunities on Grants.gov

Sign-up for our "Succeed" Quarterly Newsletter

**Quick Links**

**Latest News!**  
[Grants.gov Blog](#)

**FOR APPLICANTS**

- [Grant Search](#)
- [Grant Email Alerts](#)
- [Get Registered](#)
- [Applicant Login](#)
- [E-Biz POC Login](#)

**FOR GRANTORS**

- [Grantor Login](#)
- [New Agency Users](#)
- [Resources](#)

**Advanced Search:** narrow results down to ARRA grants for nonprofits (501(c)(3) or not), or by federal agency



---

# Other Federal Legislation

- Omnibus Appropriations Act of 2009
  - FY 2010 Appropriations Bills
  - Presidential Budget
  - State Children's Health Insurance Program (SCHIP)
  - Other policy and tax bills
-

---

The Center for Public Policy Priorities encourages you to reproduce and distribute these slides. If you reproduce these slides, please give appropriate credit to CPPP.

The data presented here may become outdated.  
**For the most recent information or to sign up for our free E-Mail Updates, visit [www.cppp.org](http://www.cppp.org).**

**Center for Public Policy Priorities  
900 Lydia Street  
Austin, TX 78702  
(512) 320-0222**

---